

Huawei ICT Competition Student Registration Guide



Security Level:

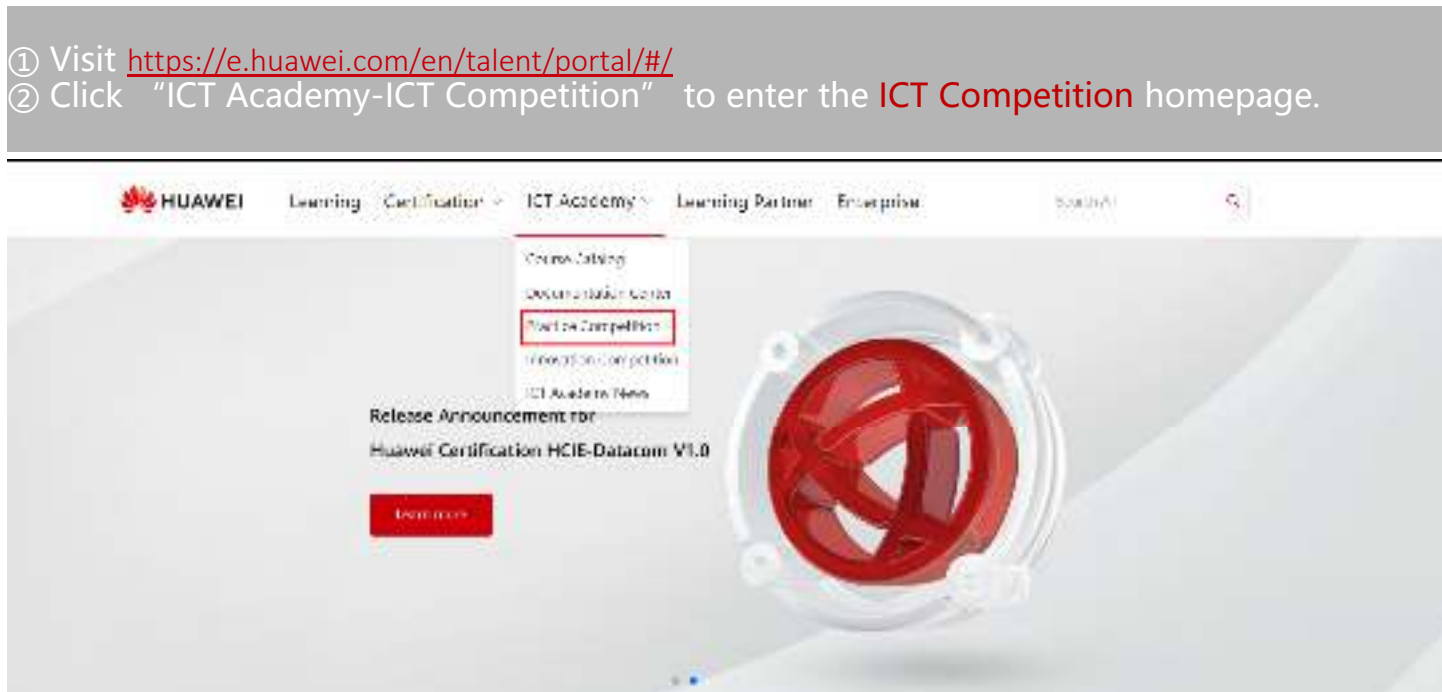


目录

1. Guest visits ICT Academy homepage
2. How to register for the competition(unregistered accounts)
3. How to register for the competition(registered accounts)
4. Replenishment Information and enjoy learning

1. Guest visits ICT Competition homepage

- ① Visit <https://e.huawei.com/en/talent/portal/#/>
- ② Click “ICT Academy-ICT Competition” to enter the **ICT Competition** homepage.



2. How to register for the competition(unregistered accounts)

Choose your regional competition.



Click "Competition Registration" to register.



2.1. How to register for the competition(unregistered accounts)-Register by phone

Fill in your personal information - receive the mobile phone verification code and enter - registration is successful - receive the text message including the account and initial password.



2.2. How to register for the competition(unregistered accounts)-Register by email

Fill in your personal information.

The image displays two sequential screenshots of a registration process. The left screenshot, titled "Enter your registration information", shows a form with the following fields: "Select the registration mode" (with "By Mobile" and "By Email" options, where "By Email" is highlighted with a red box), "Poland" (country dropdown), "Maynooth university" (university dropdown), a name field containing "gao", a gender dropdown set to "Ms", an email field containing "@163.com", a CAPTCHA field with "RRQA" and a refresh button, and a checkbox labeled "I have read and agreed to Huawei User Registration Agreement And Privacy Statement" which is checked and highlighted with a red box. A blue "Registration" button is at the bottom, also highlighted with a red box. A red arrow points from this form to the right screenshot. The right screenshot shows a confirmation dialog titled "Registration succeeded" with a close button (X). The message reads "Congratulations! Registration Succeeded!" with a green checkmark icon. A blue "Confirm" button is highlighted with a red box. Below the confirmation, the registration details are visible: "Mr", "Ms", "amohirec_vj@163.com", and "45V". At the bottom, there is a checkbox for "I have read and agreed to Huawei User Registration Agreement And Privacy Statement" and a blue "Registration" button.

2.2 How to register for the competition(unregistered accounts)-Register by email

After successful registration you will receive two e-mail:

①Activate Uniportal account (does not include accounts that have already been activated)

Dear [redacted],

Click this link to activate your account: [Activate and Log In](#)

If you are unable to open the link above, please copy the URL below to the address bar of your browser:
https://uniportal.huawei.com/accounts/register.do?method=activityAccount&uid=artu73888263&actiCode=09-BF-A6-FA-B7-42-B1-89-BB-CB-AE-4D-95-7E-D9-F2&nls=en_US

Activated accounts are valid for one year. Please extend your account validity period when you receive an expiration notice.

Note: A red arrow points from the text "Click to activate and jump to 'talent'" to the "Activate and Log In" link.

②Provide account password and suggest reset

Dear Sir/Madam, congratulations for finishing registration on Huawei ICT Competition! This is your account [redacted]@163.com and initial password **Cms_123456**. Pls check the email which is entitled "Please activate your Huawei website account" to activate your account first. Once logged in, pls reset your password as soon as possible, thank you!

2.3. How to register for the competition(registered accounts)



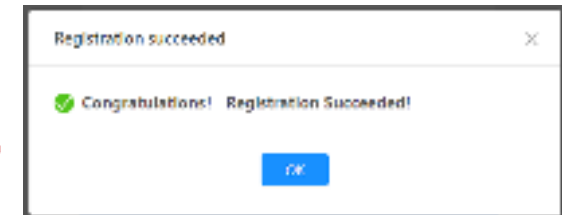
② Sign In with Uniportal ID

The form for signing in with a Uniportal ID. It includes fields for 'User ID/Email', 'Phone Number', and 'SMS Verification Code'. There is a 'Forgot User/Email' link. Below the fields is a 'Password' field with an eye icon. A red 'Log In' button is at the bottom. Links for 'Register', 'Change Password', and 'Forgot Password' are also present.

③



⑤

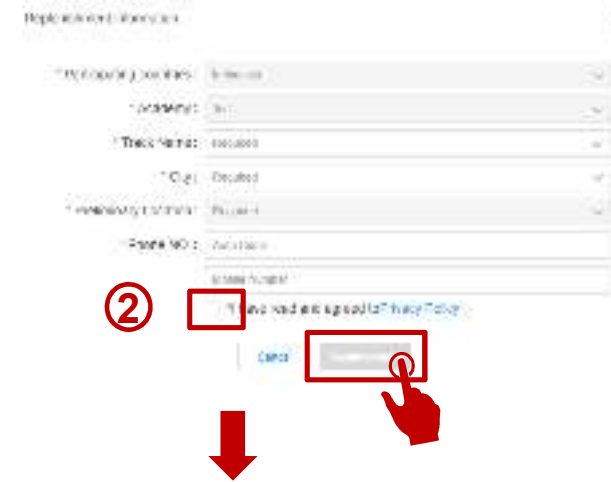


④

The 'Enter your registration information' form. It asks to 'Select the registration mode' with an 'Existing Account' option. There are dropdown menus for 'South Africa' and 'Northern Technical VET College'. A privacy policy notice is present, followed by a checked checkbox 'I have read and agreed to privacy policy'. A blue 'Registration' button is at the bottom, circled in red with a hand icon pointing to it.

3. Replenishment information and enjoy learning

Complete your basic info and enter Learning Space



Choose your track



Thank you.

把数字世界带入每个人、每个家庭、
每个组织，构建万物互联的智能世界。

Bring digital to every person, home and
organization for a fully connected,
intelligent world.

**Copyright©2018 Huawei Technologies Co., Ltd.
All Rights Reserved.**

The information in this document may contain predictive statements including, without limitation, statements regarding the future financial and operating results, future product portfolio, new technology, etc. There are a number of factors that could cause actual results and developments to differ materially from those expressed or implied in the predictive statements. Therefore, such information is provided for reference purpose only and constitutes neither an offer nor an acceptance. Huawei may change the information at any time without notice.

